版次 Rev.	ECN编号 ECN No.	修改说明 Reversion Description	设计 Designed	审核 Checked	核准 Approved

CONNECTOR PARAMETERS 连接器参数

CONNECTOR TYPE 连接器类型	M23
CORE NUMBER 芯数	6/7/9/12/17/19
RATED VOLTAGE 额定电压	250 V(6,7,9) 150 V(12,17) 100 V(19)
RATED CURRENT（40℃） 额定电流	20 A(6,7) 8*7 A+20 A(9) 7 A(12,17) 16*7 A+3*10 A(19)
WITHSTAND VOLTAGE 耐电压	1.4 kV(6,7,9) 1.0 kV(12,17) 0.8 kV(19)
INSULATION RESISTANCE 绝缘强度	≥500MΩ
CONTACT MATERIAL 接触件材质	COPPER ALLOY 铜合金
TERMINAL TYPE 端接类型	SOLDERING 焊杯型
SHELL MATERIAL 外壳材质	ZINC CASTING 铸锌
INSERTS MATERIAL 插体材质	PBT
OPERATING TEMPERATURE 工作温度	-40℃~+125℃
IP DEGREE IP 等级	IP67
WIRE GAUGE RANGE 线芯范围	0.34-2.5mm² (6,7) 0.14-1.0mm²+0.34-2.5mm² (9) 0.14-1.0mm² (12,17) 0.14-1.0mm²+0.14-1.5mm² (19)
FLAMMABILITY 阻燃性	UL 94-V0
MECHANICAL OPERATION 机械寿命循环	≥100 cycles

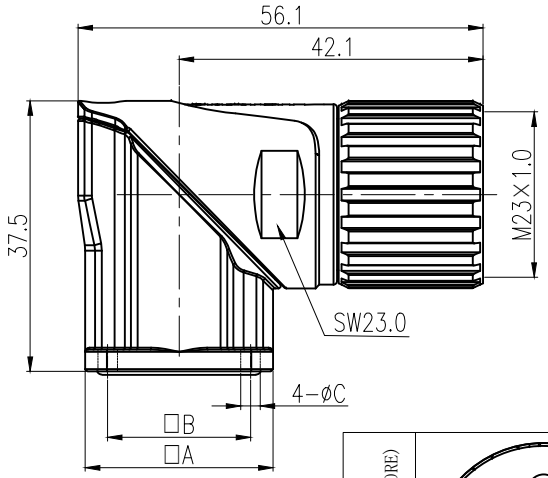

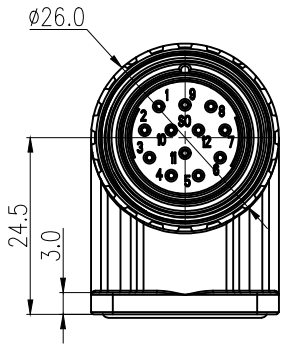

面板安装尺寸 Panel Cut-out

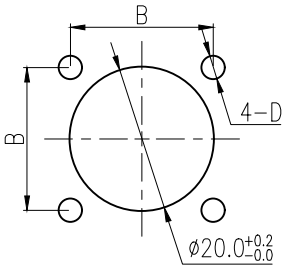

A	B	C	D
26.0	19.8	2.7	Ø2.7/M2.5
26.0	19.8	3.2	Ø3.2/M3.0
28.0	22.6	3.2	Ø3.2/M3.0

M23-RFXXS-S- XX DXX

- M23:系列型号 Serial TYP.
- RF: 母插座 RECEPTACLE WITH SOCKETS
  XX:PIN数 NUMBER OF SOCKETS
  S : 焊杯型 SOLDERING TERMINATION
- S : 弯头 RIGHT ANGLED
- XX :法兰盘尺寸 SIZE OF FLANGE
- DXX:螺栓开孔直径(上述尺寸"C") DIAMETER OF BOLT-HOLE (SIZE "C" ABOVE)

孔位示意图(6芯) HOLES ARRANGEMENT (6CORE)

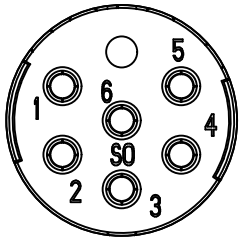

孔位示意图(7芯) HOLES ARRANGEMENT (7CORE)

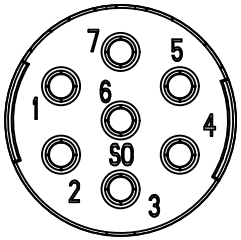

孔位示意图(9芯) HOLES ARRANGEMENT (9CORE)



孔位示意图(12芯) HOLES ARRANGEMENT (12CORE)



孔位示意图(17芯) HOLES ARRANGEMENT (17CORE)



孔位示意图(19芯) HOLES ARRANGEMENT (19CORE)



自由公差 Free Tolerances	第三视角 3RD-Projection		单位 Unit	mm	名称 Name	M23 6/7/9/12/17/19芯焊接型弯头母插座(内螺纹，正向)	重量 Weight: XXg
长度尺寸 Length Dimensions X. ±0.20 .X ±0.10 .XX ±0.05	核准 Approved						材料 Material: /
	审核 Checked				型号 Designation	M23-RFXXS-S-XXDXX	版本 Rev.: X1
	工艺 Craft				图号 Figure No.	/	
角 度 Angle X. ±1.0° .X ±0.5°	标检 Standarded				图面规格 Size	A4	比例 Scale: 1:1
	设计 Designed				页码 Sheet	1 / 1	

G MATCH
厦门固迈电气有限公司

档案员 Archivist	
日 期 Date	