版次 Rev.	ECN编号 ECN No.	修改说明 Reversion Description	设计 Designed	审核 Checked	核准 Approved

CONNECTOR PARAMETERS 连接器参数

CONNECTOR TYPE 连接器类型	M23
CORE NUMBER 芯数	6/7/9/12/17/19
RATED VOLTAGE 额定电压	250 V(6,7,9) 150 V(12,17) 100 V(19)
RATED CURRENT（40℃） 额定电流	20 A(6,7) 8*7 A+20 A(9) 7 A(12,17) 16*7 A+3*10 A(19)
WITHSTAND VOLTAGE 耐电压	1.4 kV(6,7,9) 1.0 kV(12,17) 0.8 kV(19)
INSULATION RESISTANCE 绝缘强度	≥500MΩ
CONTACT MATERIAL 接触件材质	COPPER ALLOY 铜合金
TERMINAL TYPE 端接类型	SOLDERING 焊杯型
SHELL MATERIAL 外壳材质	ZINC CASTING 铸锌
INSERTS MATERIAL 插体材质	PBT
OPERATING TEMPERATURE 工作温度	-40℃~+125℃
IP DEGREE IP 等级	IP67
WIRE GAUGE RANGE 线芯范围	0.34-2.5mm² (6,7) 0.14-1.0mm²+0.34-2.5mm² (9) 0.14-1.0mm² (12,17) 0.14-1.0mm²+0.14-1.5mm² (19)
FLAMMABILITY 阻燃性	UL 94-V0
MECHANICAL OPERATION 机械寿命循环	≥100 cycles

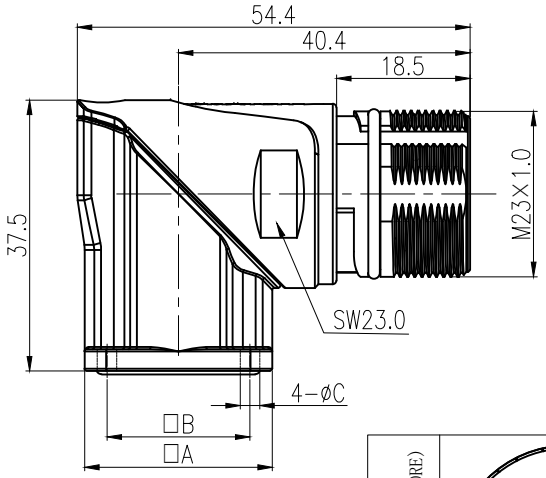

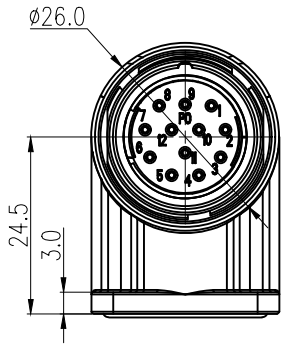

面板安装尺寸 Panel Cut-out

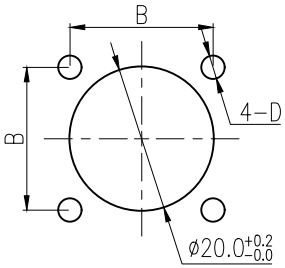

A	B	C	D
26.0	19.8	2.7	Ø2.7/M2.5
26.0	19.8	3.2	Ø3.2/M3.0
28.0	22.6	3.2	Ø3.2/M3.0

M23-RFXXS-S- XX DXX - R

- M23:系列型号 Serial TYP.
- RF: 母插座 RECEPTACLE WITH SOCKETS; XX:PIN数 NUMBER OF SOCKETS; S：焊杯型 SOLDERING TERMINATION
- S：弯头 RIGHT ANGLED
- XX：法兰盘尺寸 SIZE OF FLANGE
- DXX:螺栓开孔直径(上述尺寸"C") DIAMETER OF BOLT-HOLE (SIZE "C" ABOVE)
- R:反向编码 REVERSE CODE

孔位示意图(6芯) HOLES ARRANGEMENT(6CORE)

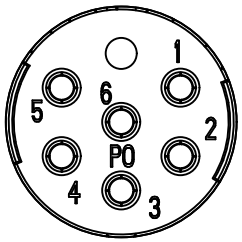

孔位示意图(7芯) HOLES ARRANGEMENT(7CORE)

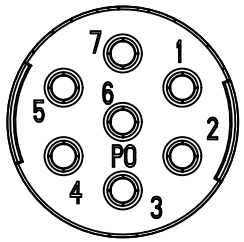

孔位示意图(9芯) HOLES ARRANGEMENT(9CORE)

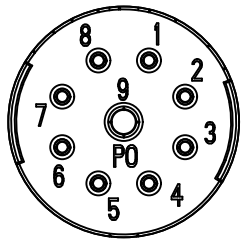

孔位示意图(12芯) HOLES ARRANGEMENT(12CORE)



孔位示意图(17芯) HOLES ARRANGEMENT(17CORE)



孔位示意图(19芯) HOLES ARRANGEMENT(19CORE)



自由公差 Free Tolerances	第三视角 3RD-Projection		单位 Unit	mm	名称 Name	M23 6/7/9/12/17/19芯焊接型弯头公插座(外螺纹，反向)	重量 Weight	XXg
长度尺寸 Length Dimensions X. ±0.20 .X ±0.10 .XX ±0.05	核准 Approved						材料 Material	/
	审核 Checked				型号 Designation	M23-RFXXS-S-XXDXX-R	版本 Rev.	X1
	工艺 Craft				图号 Figure No.	/		
角 度 Angle X. ±1.0° .X ±0.5°	标检 Standarded				图面规格 Size	A4	比例 Scale	1:1
	设计 Designed				页码 Sheet	1 / 1		

GMATCH 厦门固迈电气有限公司

档案员 Archivist	
日 期 Date	