版次 Rev.	ECN编号 ECN No.	修改说明 Reversion Description	设计 Designed	审核 Checked	核准 Approved

CONNECTOR PARAMETERS 连接器参数

CONNECTOR TYPE 连接器类型	M12 B-CODE
CORE NUMBER 芯数	3/4/5
RATED VOLTAGE 额定电压	250/250/60 V
RATED CURRENT（40℃） 额定电流	4 A (40℃)
WITHSTAND VOLTAGE 耐电压	1.4/1.4/1.0 kV (R.M.S)
INSULATION RESISTANCE 绝缘强度	≥500MΩ
CONTACT MATERIAL 接触件材质	COPPER ALLOY 铜合金
TERMINAL TYPE 端接类型	CRIMP 冷压接
SHELL MATERIAL 外壳材质	ZINC CASTING 铸锌 or COPPER ALLOY 铜合金
INSERTS MATERIAL 插体材质	PA66+GF
OPERATING TEMPERATURE 工作温度	-40℃~+85℃
IP DEGREE IP 等级	IP67
WIRE GAUGE RANGE 线芯范围	0.14-0.75mm²
FLAMMABILITY 阻燃性	UL 94-V0
MECHANICAL OPERATION 机械寿命循环	≥100 cycles

CABLE PARAMETERS 电缆参数

OUTER JACKET MATERIAL 外被材质	PVC/PUR
OUTER JACKET COLOR 外被颜色	BLACK
CABLE CORE NUMBER 电缆芯数	3/4/5
WIRE GAUGE 线芯规格（常用）	0.25-0.34 mm²
OPERATING TEMPERATURE 工作温度	-40℃~+80℃（固定） -15℃~+80℃（运动）
MINIMUM BENDING RADIUS 最小弯曲半径	/

面板安装尺寸 Panel Cut-out

通孔安装 With bare hole | 螺纹安装 With thread to screw in

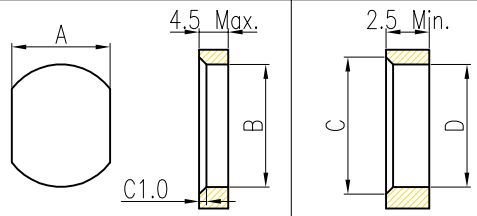

	A	B	C	D
PG9	Ø13.5 $^{+0.1}_{0}$	Ø15.3 $^{+0.1}_{0}$	Ø16.2	PG9
M16×1.5	Ø13.6 $^{+0.1}_{0}$	Ø16.1 $^{+0.1}_{0}$	Ø17.0	M16×1.5

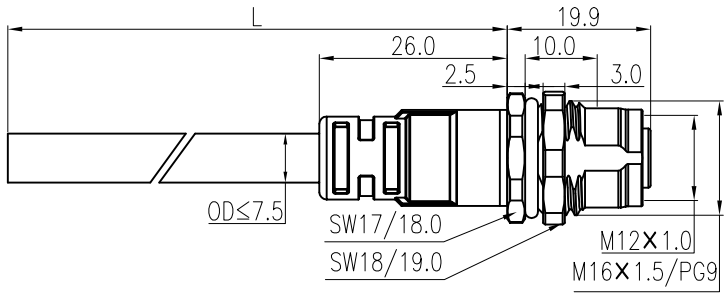

孔位示意图 HOLES ARRANGEMENT





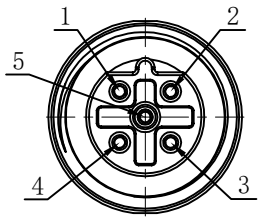

接线示意图 WIRING CIRCUIT DIAGRAM

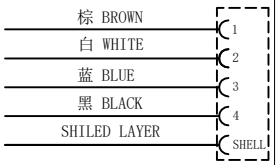

自由公差 Free Tolerances	第三视角 3RD-Projection		单位 Unit	mm	名称 Name	M12B 3/4/5芯后装预铸母插座 L=XXm	重量 Weight: XXg
长度尺寸 Length Dimensions X. ±0.20 .X ±0.10 .XX ±0.05	核准 Approved						材料 Material: /
	审核 Checked				型号 Designation	M12B-RF0XC-R-M16/PG9-XXX-LXX	版本 Rev.: X1
	工艺 Craft				图号 Figure No.	/	
角 度 Angle X. ±1.0° .X ±0.5°	标检 Standarded				图面规格 Size	A4	比例 Scale: 1:1
	设计 Designed				页码 Sheet	1 / 1	

GMATCH 厦门固迈电气有限公司

档案员 Archivist	
日 期 Date	