| 版次 Rev. | ECN编号 ECN No. | 修改说明 Reversion Description | 设计 Designed | 审核 Checked | 核准 Approved |
|---|---|---|---|---|---|
| | | | | | |
| | | | | | |
| | | | | | |

## CONNECTOR PARAMETERS 连接器参数

| | |
|---|---|
| CONNECTOR TYPE 连接器类型 | M12 A-CODE |
| CORE NUMBER 芯数 | 3/4/5/8 |
| RATED VOLTAGE 额定电压 | 250/250/60/30 V |
| RATED CURRENT（40℃） 额定电流 | 4/4/4/2 A (40℃) |
| WITHSTAND VOLTAGE 耐电压 | 1.4/1.4/1.0/0.65 kV (R.M.S) |
| INSULATION RESISTANCE 绝缘强度 | ≥500MΩ |
| CONTACT MATERIAL 接触件材质 | COPPER ALLOY 铜合金 |
| TERMINAL TYPE 端接类型 | CRIMP 冷压接 |
| SHELL MATERIAL 外壳材质 | ZINC CASTING 铸锌 or COPPER ALLOY 铜合金 |
| INSERTS MATERIAL 插体材质 | PA66+GF |
| OPERATING TEMPERATURE 工作温度 | -40℃~+85℃ |
| IP DEGREE IP 等级 | IP67 |
| WIRE GAUGE RANGE 线芯范围 | 0.14-0.75mm² (3,4,5) 0.14-0.50mm² (8) |
| FLAMMABILITY 阻燃性 | UL 94-V0 |
| MECHANICAL OPERATION 机械寿命循环 | ≥100 cycles |

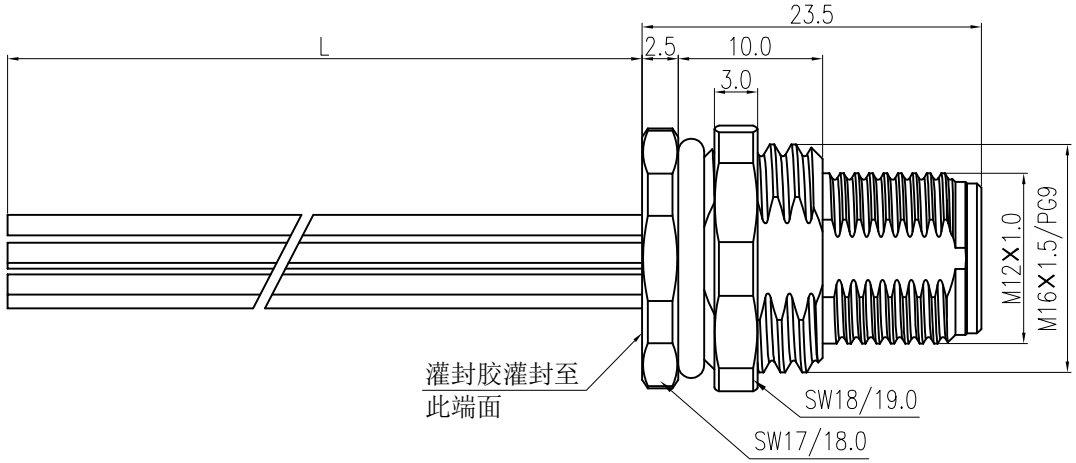


孔位示意图 HOLES ARRANGEMENT

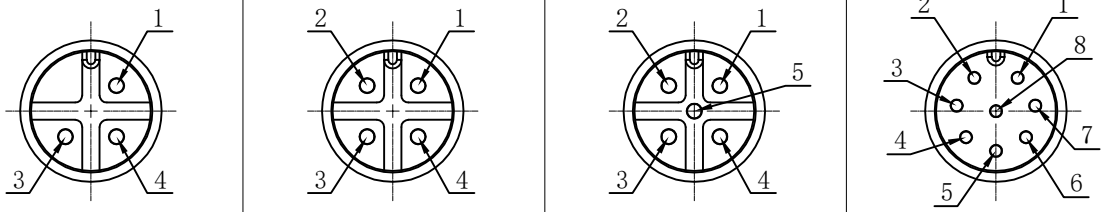


接线示意图 WIRING CIRCUIT DIAGRAM

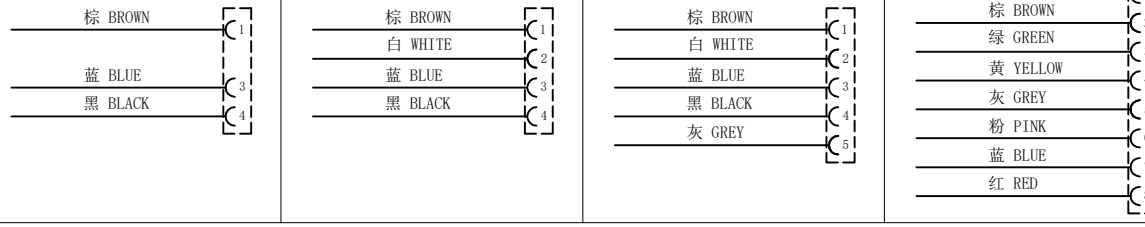


面板安装尺寸 Panel Cut-out

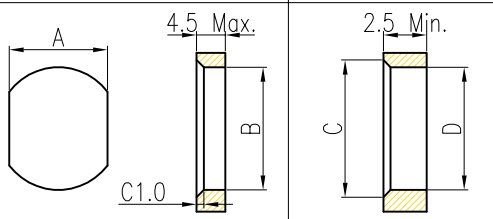


| | 通孔安装 With bare hole | | 螺纹安装 With thread to screw in | |
|---|---|---|---|---|
| | A | B | C | D |
| PG9 | Ø13.5 $^{+0.1}_{0}$ | Ø15.3 $^{+0.1}_{0}$ | Ø16.2 | PG9 |
| M16×1.5 | Ø13.6 $^{+0.1}_{0}$ | Ø16.1 $^{+0.1}_{0}$ | Ø17.0 | M16×1.5 |

| | | | | | | | |
|---|---|---|---|---|---|---|---|
| 自由公差 Free Tolerances | 第三视角 3RD-Projection | | 单位 Unit | mm | 名称 Name | M12A 3/4/5/8芯后装带线公插座 L=XXm | 重量 Weight: XXg |
| 长度尺寸 Length Dimensions X. ±0.20 .X ±0.10 .XX ±0.05 | 核准 Approved | | | | | | 材料 Material: / |
| | 审核 Checked | | | | 型号 Designation | M12A-RMOXC-R-M16/PG9-LXX | 版本 Rev.: X1 |
| | 工艺 Craft | | | | 图号 Figure No. | / | |
| 角 度 Angle X. ±1.0° .X ±0.5° | 标检 Standarded | | | | 图面规格 Size | A4 | 比例 Scale: 2:1 |
| | 设计 Designed | | | | 页码 Sheet | 1 / 1 | |

GMATCH 厦门固迈电气有限公司

| | |
|---|---|
| 档案员 Archivist | |
| 日 期 Date | |